



# Indiana State Department of Health

## Weekly Influenza Report

### Week 20

Report Date: Friday, May 27, 2016

The purpose of this report is to describe the spread and prevalence of influenza-like illness (ILI) in Indiana. It is meant to provide local health departments, hospital administrators, health professionals and residents with a general understanding of the burden of ILI. Data from several surveillance programs are analyzed to produce this report. Data are provisional and may change as additional information is received, reviewed and verified. For questions regarding the data presented in this report, please call the ISDH Surveillance and Investigation Division at 317-233-7125.

### WEEKLY OVERVIEW

Influenza-like Illness - Week Ending May 21, 2016	
ILI Geographic Distribution	No activity
ILI Activity Code	Minimal
Percent of ILI reported by sentinel outpatient providers	1.10%
Percent of ILI reported by emergency department chief complaints	0.80%
Percent positivity of influenza specimens tested at ISDH	50%
Number of influenza-associated deaths to date	69
Number of long-term care facility outbreaks	0
Number of school-wide outbreaks	0



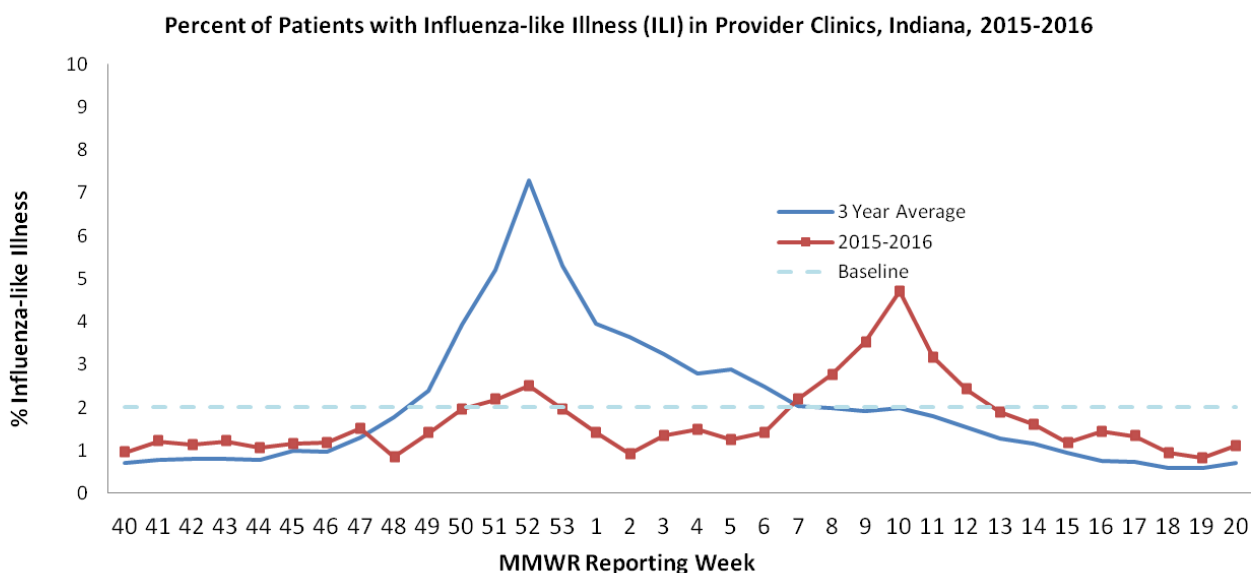
# Indiana State Department of Health

## SENTINEL SURVEILLANCE SYSTEM

Data are obtained from sentinel outpatient providers participating in the U.S. Outpatient Influenza-like Illness Surveillance Network (ILINet). Data are reported on a weekly basis for the previous Morbidity and Mortality Weekly Report (MMWR) Week by the sentinel sites and are subject to change as sites back-report or update previously submitted weekly data.

Percent of ILI Reported by Type of Sentinel Outpatient Facility, Indiana, 2015-2016 Season			
MMWR Week	All Reporters %ILI (n)	Universities %ILI (n)	Non-Universities %ILI (n)
<b>20</b>	1.10% (17)	1.37% (7)	1.06% (10)
<b>19</b>	0.83 (22)	0.92 (9)	0.80 (13)
<b>18</b>	0.94 (24)	0.57 (9)	1.10 (15)

Percent of ILI Reported by Age Category in Sentinel Outpatient Facilities, Indiana, 2015-2016 Season		
Age Category, years	Total Number of ILI	Percent of ILI
0-4	8	25.0%
5-24	21	65.6
25-49	1	3.1
50-64	2	6.3
65+	0	0
Total	32	--





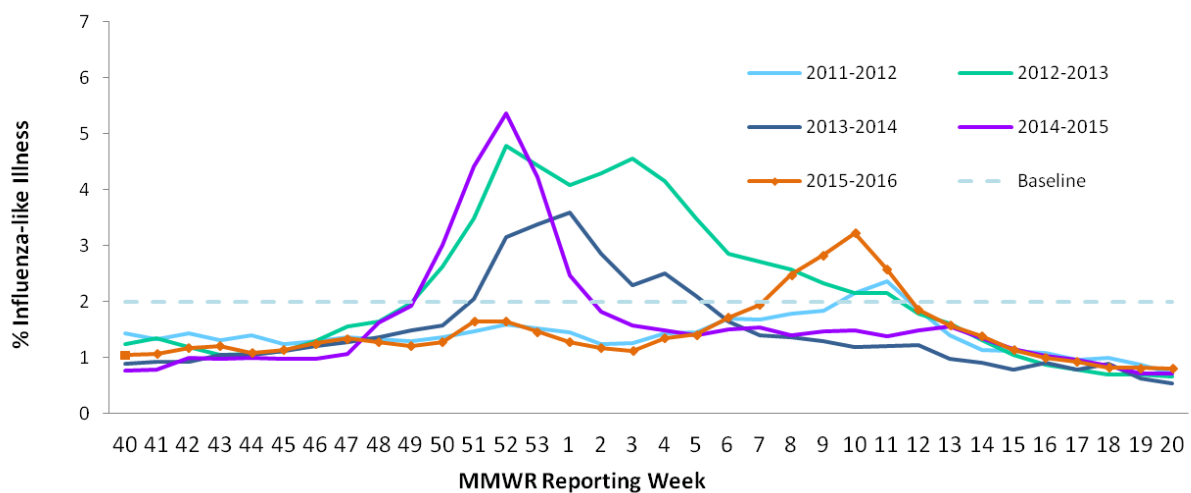
# Indiana State Department of Health

## SYNDROMIC SURVEILLANCE SYSTEM

Data are obtained from hospital emergency department chief complaint data through the Indiana Public Health Emergency Surveillance System (PHESS). Data are reported on a weekly basis for the previous Morbidity and Mortality Weekly Report (MMWR) Week and are subject to change as hospitals back-report or update previously submitted weekly data.

Percent of ILI Reported in Emergency Departments by District, Indiana, 2015-2016 Season		
	Previous MMWR Week	Current MMWR Week
Indiana	0.81%	0.80%
District 1	0.77	0.80
District 2	0.86	0.86
District 3	0.52	0.35
District 4	1.05	1.17
District 5	0.70	0.69
District 6	1.02	1.27
District 7	0.77	1.0
District 8	0.61	0.94
District 9	0.93	0.66
District 10	0.97	0.85

Percent of Patients with Influenza-Like Illness (ILI) Chief Complaint in Emergency Departments, Indiana, 2015-2016





## Indiana State Department of Health

### **INFLUENZA-ASSOCIATED MORTALITY**

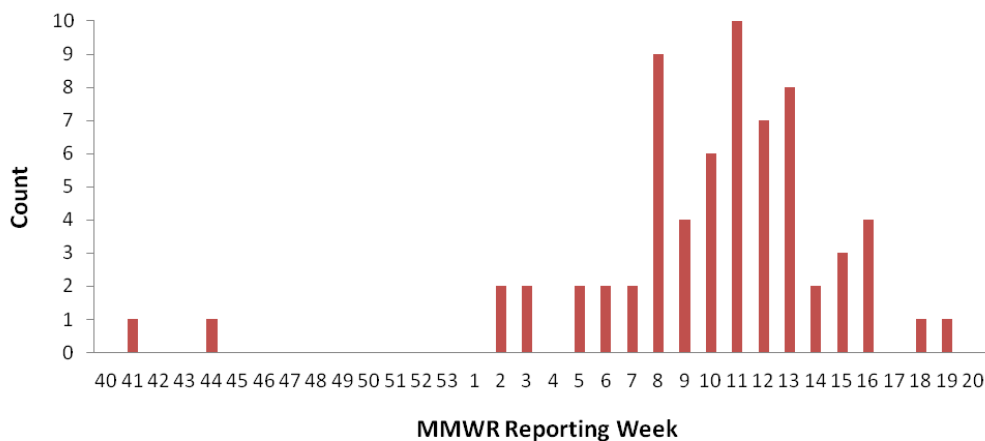
Data are obtained from the Indiana National Electronic Disease Surveillance System (I-NEDSS). Influenza-associated deaths are reportable within 72 hours of knowledge; however, not all cases are reported in a timely manner so data in this report are subject to change as additional cases are back-reported.

Number of Influenza-Associated Deaths for All Ages*, Indiana, 2015-2016 Season	
Age Category, years	Season Total
0-4	0
5-24	4
25-49	11
50-64	30
65+	24
Total	69

*\*Due to changes in the reporting rule as of 12/2015, influenza-associated deaths are reportable if either laboratory confirmed or listed as cause of death on death certificate. Therefore, case counts are not directly comparable to previous seasons in which influenza-associated deaths were only reportable by laboratory confirmation.*

Counties with $\geq 5$ Laboratory Confirmed Influenza-Associated Deaths for All Ages, 2015-2016 Season			
County	Season Total	County	Season Total
Lake	11		
Marion	20		
Allen	6		

Number of Reported Influenza-Associated Deaths by Week of Death, All Ages,  
Indiana, 2015-16





# Indiana State Department of Health

## VIROLOGIC SURVEILLANCE

Circulating Influenza Viruses Detected by ISDH Laboratory*, Indiana, 2015-2016 Season				
PCR Result	Week 20		Season Total	
	Number	Percent of Specimens Received	Number	Percent of Specimens Received
2009 A/H1N1pdm virus	0	0%	226	35.6%
Influenza A/H3 seasonal virus	0	0%	71	11.2%
Influenza A/H1 seasonal virus	0	0%	0	0%
Influenza B seasonal virus	1	50%	60	9.4%
Influenza negative	1	50%	257	40.5%
Inconclusive	0	0%	8	1.3%
Unsatisfactory specimen <sup>†</sup>	0	0%	11	1.7%
Influenza Co-infection <sup>Δ</sup>	0	0%	2	<1%
<b>Total</b>	<b>2</b>	<b>100%</b>	<b>635</b>	<b>100%</b>

\* Data obtained from the ISDH Laboratory via specimens submitted from the ISDH Sentinel Influenza Surveillance System and IN Sentinel Laboratories.

<sup>†</sup> Unsatisfactory specimens include specimens that leaked in transit, were too long in transit, or were inappropriately labeled.

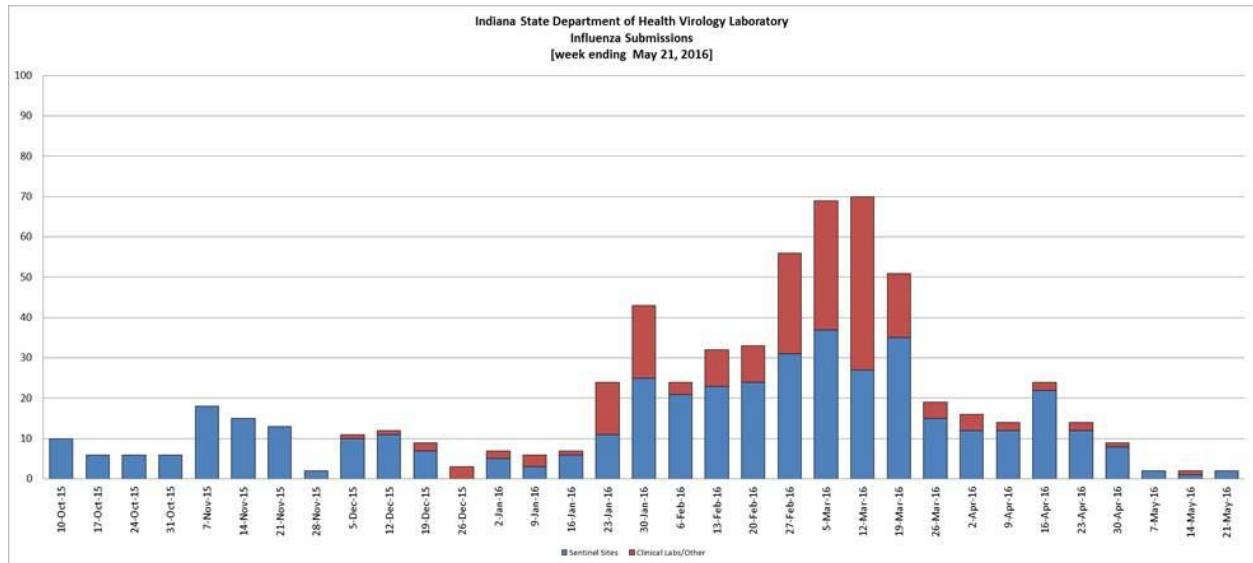
<sup>Δ</sup> Both a co-infection of influenza A/H3: influenza A/H1N1pdm and influenza A/H1N1pdm: influenza B have been detected.

Circulating Non-Influenza Viruses Detected by the ISDH Laboratory, Indiana, 2015-2016 Season			
Result	Week 20	Season Total (Since 10/1/15)	Early Surveillance (9/1/15 - 9/30/15)
<b>Adenovirus</b>	0	10	0
<b>Coronavirus 229E</b>	0	0	0
<b>Coronavirus HKU1</b>	0	0	0
<b>Coronavirus NL63</b>	0	0	0
<b>Coronavirus OC43</b>	0	0	0
<b>Enterovirus NOS</b>	0	0	0
<b>Enterovirus/Rhinovirus</b>	0	2	1
<b>Human Metapneumovirus</b>	0	0	0
<b>Parainfluenza 1 Virus</b>	0	1	1
<b>Parainfluenza 2 Virus</b>	0	1	0
<b>Parainfluenza 3 Virus</b>	0	2	0
<b>Parainfluenza 4 Virus</b>	0	1	0
<b>Rhinovirus</b>	0	0	0
<b>Respiratory Syncytial Virus</b>	0	2	0
<b>Total</b>	<b>0</b>	<b>19</b>	<b>2</b>



# Indiana State Department of Health

## VIROLOGIC SURVEILLANCE (GRAPH)





## Indiana State Department of Health

### **FLU REVIEW**

#### **Flu Vaccine Resources**

- The next Advisory Committee on Immunization Practices (ACIP) meeting will be held on June 22 and 23, 2016. The scheduled agenda is currently posted on the [ACIP meeting page](#), and the live meeting recording, minutes, and presentation slides will be made available after the meeting. To listen to the meeting live, access the [call-in information](#) (registration not required). The following ACIP meeting will be held October 19 and 20, 2016.
- The Indiana Immunization Coalition will be hosting the Pink Book Training in Carmel, Indiana October 12-13, 2016. This will consist of a review of immunization practices and vaccine-preventable diseases. For more information and registration, see [Pink Book Site](#).
- The Infectious Diseases Society of America will be meeting for Infectious Disease Week October 26-30, 2016 in New Orleans, Louisiana. To register and preview presenters, see [ID week website](#).

#### **Flu News and Related Studies**

- Influenza activity in the United States continues to decrease, and remains below the national baseline. Influenza viruses will continue to circulate at low levels over the summer. View the [map](#) of weekly influenza activity in the U.S. and the latest [FluView](#) report for more about current influenza activity, trends, and impact throughout the United States (CDC).
- The CDC collaborated with the 35 foreign countries to improve flu surveillance and detecting emerging virologic threats over the course of ten years (2004-2013). The ten year program was an effort to build capacity for these countries, and led to considerable increases in laboratory and sentinel surveillance capacities, improvements in influenza testing, and vaccine selection. These are crucial for understanding which flu strains are circulating at a global level, detecting the occurrence of different influenza strains, and determining the epidemiology of respiratory illness. For more information, see the [CDC website](#).

#### **For Further Information, Visit:**

- [www.in.gov/isdh/25462.htm](http://www.in.gov/isdh/25462.htm)
- [www.cdc.gov/flu](http://www.cdc.gov/flu)
- [www.flu.gov](http://www.flu.gov)